

# Dogs & Cats



We can be good friends to cats and dogs by taking good care of them. Every cat and dog needs:

- **Good food and fresh water.** Make sure to feed your cat or dog nutritious food every day and provide fresh drinking water all the time.
- **A comfortable home.** All cats and dogs need a safe place to rest, feel protected, and escape the heat of summer or the cold of winter.
- **Friendship.** Spend as much time with your dog or cat as you can.
- **Playtime.** Like you, cats and dogs stay happy and healthy with regular exercise and time to play.
- **Tender, loving care.** Doctor visits are as important for your cat or dog as they are for you. Regular check-ups and vaccinations by a veterinarian can help prevent health problems and diseases.



# Cats & Dogs Need You!

All cats and dogs need food, water, shelter, exercise, and friends. Help our best friends get everything they need by drawing what comes next in the patterns.



© Shutterstock/Mat Hayward



water



shelter



food



water



shelter



exercise



exercise



friends



exercise



exercise



friends



## Help Rover & Rex Find Their Home

Rover and Rex are far from home. Luckily, they are wearing ID tags. It shows their family's address and phone number. Help Rover and Rex get home!



### Did you know?

Puppies and kittens need new collars as they grow up - check regularly to make sure it's not too tight!





# Fetch!

Running and playing keeps this dog happy and healthy.  
There are six differences between these two pictures. Can you find them all?



Answers: sun missing; ball is green, heart on shirt instead of star, bird sitting on fence; no spot around dog's eye; pocket on front knee missing

## Doggy Language: Crack the Code

Did you know dogs have a language? A dog shows us how it is feeling with its ears, mouth, tail, and the way it holds its body.



How are these dogs feeling? Use the secret code to fill-in the blanks and find out!

A	■	N	👁️
C	●	P	👤
D	▲	R	😬
E	★	S	😞
F	🐕	U	😊
G	☀️	Y	💕
L	🌸		




© Shutterstock/david woodberry Pure Eye Photo


© Shutterstock/Joy Brown



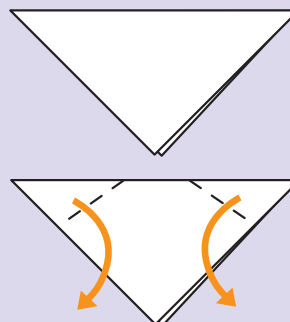
# Make a Puppy Face



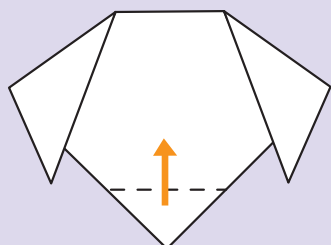
- ① Start with a square sheet of paper. Fold the square in a half, along the diagonal. Now you have a triangle.




- ② Turn your triangle so the long side is at the top. Fold down the two top points to make ears.



- ③ Fold the bottom point up to make the mouth and nose.



- ④ Draw the eyes, mouth, and nose. Color the fur, too, if you want.



- ⑤ Meet your new puppy!

