

TIPS FOR KEEPING YOUR PETS
SAFE DURING DISASTERS



Name: Chloe
Favourite toy: fleece mouse
(it keeps her calm)

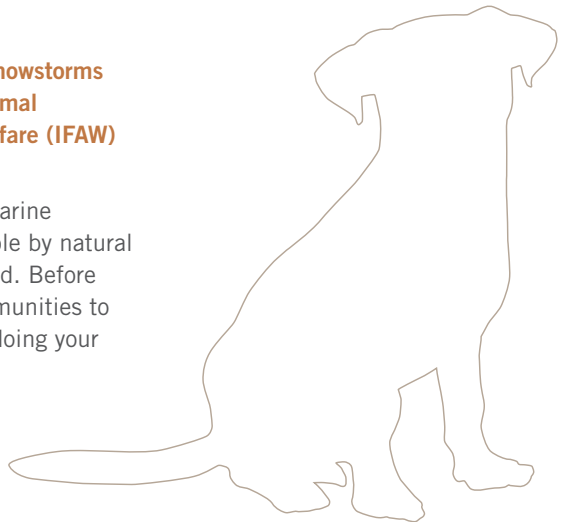
Name: Tuscany
Favourite thing: eating!
Don't forget his food and water.



KEEP YOUR PETS SAFE DURING DISASTERS

When hurricanes, floods, fires, tornadoes, snowstorms and other disasters threaten human and animal lives, the International Fund for Animal Welfare (IFAW) is there to help.

IFAW rushes to aid stranded or entangled marine mammals and rescues animals left vulnerable by natural and man-made disasters all around the world. Before disaster strikes, IFAW works with local communities to help them better prepare. You can help by doing your part to prepare for disasters in advance.






ADVANCED PLANNING SAVES LIVES

When disaster strikes advanced planning can save lives and keep you and your pets safe. **It is imperative that you prepare an evacuation plan for your entire family, including your pets.** Sit down with your loved ones and write a family disaster plan. Be sure to locate pet friendly hotels, shelters, and boarding facilities in advance so you know where you can go with your pets when disaster strikes. Practice your plan and keep it up to date.

MAKE IT EASY FOR OTHERS TO HELP IF YOU ARE NOT HOME

Leave a key and instructions with your neighbors, friends, or family. Share your pet evacuation plan so they can get your pets to safety if you are not home. Place an emergency decal on your front window or door indicating the number and types of pets you have. If disaster strikes while you are not home, this decal will alert rescuers to the animals inside.





SPECIAL TIPS FOR OTHER COMPANION ANIMALS


Horses: Emergency supplies should include halters, lead ropes and blankets, shipping boots, food and water buckets, health records, identification records, first aid kits and grooming supplies. Make sure you identify several boarding locations in advance and have a trailer on hand for emergency transportation. Don't forget to practice loading your horses into the trailer ahead of time so they will feel more confident during an actual evacuation.

Small animals and birds: If you have a multi-connecting cage system for your small animals, keep a stopper handy so that you can quickly leave with a single cage.

Have a portable cage available and ready for birds.

Fish: Aquarium owners may want a battery-operated aerator or a small generator to run the air pump if power fails.

Reptiles: Consider acquiring a small generator to run equipment to provide proper heat and light.



Always be Prepared

PROPER IDENTIFICATION IS ESSENTIAL


Be sure your pets are wearing proper identification with emergency contact information on their tags. This will help rescuers reunite you with your animals as quickly as possible in the event that you are separated. Microchipping your pets is highly recommended and can increase your chances of reuniting with a pet who lost their collar.

PACK A PET SURVIVAL KIT INCLUDING THE FOLLOWING ITEMS:

- Copies of veterinary records, licenses and vaccinations in a plastic bag
- Picture of you with your pet in plastic bag
- Familiar items and toys to make your pet feel comfortable
- Pet First Aid kit
- Flashlight or light sticks
- Medications and instructions as prescribed by your veterinarian in a sealed bag
- Extra leash and collar or harness for each animal with up to date identification
- Pet waste clean-up supplies and a small litter box and litter for cats
- Food (two week supply)
- Water (two week supply)
- Metal food and water dishes
- Spoon and manual can opener (for canned food)
- Old towels
- Extra bedding material like blankets
- Pet wipes to clean contaminated feet
- Dog tie out
- Cat carrier
- Pet treats
- Important phone numbers such as veterinarian, kennel, emergency clinic, hotels which accept pets

The kit should be assembled in an easy to carry, waterproof container and stored in a cool, dry area. Food and medications will need to be replaced from time to time in accordance with their use-by dates.


"I'm ready to go - but I'll need a collar with my ID!"



GET READY, GET PETS, GO

Always take your pets with you if you have to evacuate!

Remember, if it's not safe enough for you to stay, it's not safe enough for your pets. Animals left behind may be injured or killed, may escape from your home or be faced with an unsafe environment including contaminated food, air, water, predators, disease and starvation. Never leave dogs chained outside during a disaster, you are giving them very little hope for survival. Make sure you have the water, food and medical supplies you and your pets need for at least a 72-hour period. If you are in a hurry or cannot access proper cat carriers a pillow case can be used to carry a cat.



TIP

IF YOU ARE IN A HURRY OR CANNOT ACCESS PROPER CAT CARRIERS A PILLOW CASE CAN BE USED TO CARRY A CAT - YOU CAN THEN CARRY SEVERAL CATS AT ONE TIME AS OPPOSED TO ONLY ONE CARRIER IN EACH HAND.

IFAW PET RESCUE DECAL

"Thanks for thinking of me!"





International Headquarters
290 Summer Street
Yarmouth Port, MA 02675

Founded in 1969, IFAW (the International Fund for Animal Welfare) saves animals in crisis around the world. With offices in 15 countries, IFAW rescues individual animals, works to prevent cruelty to animals, and advocates for the protection of wildlife and their habitats.



youtube.com/ifawvideo



facebook.com/ifawhq



twitter.com/action4ifaw

*Printed with vegetable-based inks using FSC certified paper and responsible environmental practices.
Please recycle.*