


# Wildlife crime in Hispanic America Dashboard

## Introduction and Scope

- This dashboard stems from the IFAW report with the same name and visualises the same data.
- Featured data was collected through open-source research of incidents reported between 2017-2022.
- The data includes incidents relating to:
  - Poaching (animals killed in their natural environment)
  - Seizures (animals found in trade of in the process of being trafficked)
- The data refers to activity related to 18 Hispanic speaking countries across Latin America and the Caribbean region.
- The data gathering resulted in information about incidents concerning four classes of species:
  - Amphibia, Aves, Mammalia and Reptilia
- For further tips on the visuals or data being display in the dashboard, hover over the  symbol to learn more.

# Dashboard User Guide

Page	View	Content
<u>Overview</u>	Regional	Provides a top-level view of statistics and trends for all incidents, allows for the drilling down at a country and year level whilst allowing the user to assess multiple country views and regional views of the data.
<u>Incident Detail</u>	Incident Detail	Enables the user to access specific details for each incident, including location and species / commodity details associated with each reported case.
	Country Analysis	Provides a closer view of the statistics for each country, including the top three most affected species, hotspots in-country, and trends about whether trade is national, regional or international. This page is best viewed on a country-by-country level; however, it is also enabled to allow users to view across more than one country at a time.
<u>Species</u>	Overview	Provides a top-level view of the trends as it relates to the class of species, the type of associated incident, the IUCN red listings, CITES Appendix listings and statistics for each species affected.
	Commodity Analysis	Provides a decomposition tree which enables the drilling down at Class, Order, Family and Species level to determine the number and type of commodity in trade.
<u>Trade Dynamics</u>	Dynamics	Provides an overview of the dynamics of trade and includes methods applied, transport used and type of location and whether crime convergence is documented for those cases.
	Capacity Insights	Provides a view of the enabling factors of incidents such as corruption or the use of social media, and the outcome of incidents such as whether arrests or convictions occurred.
	Motivational Insight	Draws together all cases that relate to the live pet trade and provides further visuals about the dynamics surrounding the pet trade and the types of species involved.

# Dashboard User Guide

## Dashboard Navigation

The four pages of the dashboard can be selected here

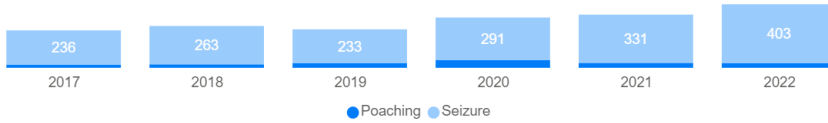
Pages

- Overview
- Country
- Species
- Trade Dynamics

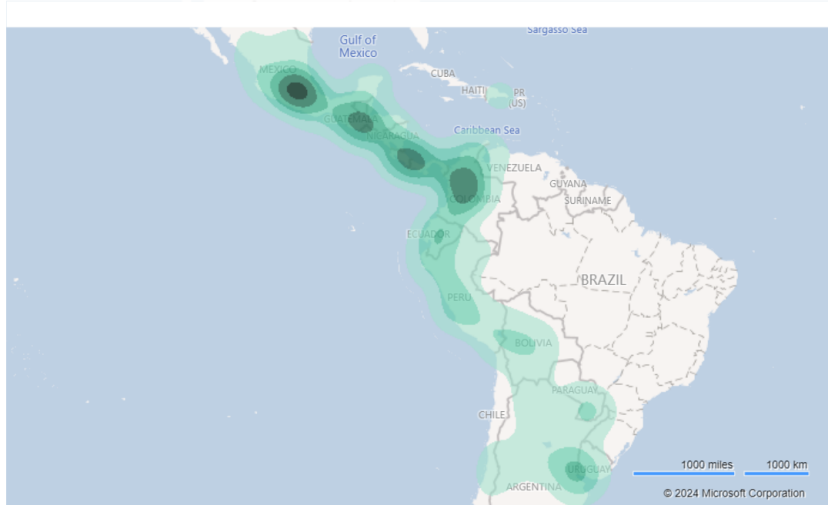
These are filters which you can apply, and the dashboard will update accordingly



### Incidents by Year



### Incidents by Country



These are callout cards and shows metrics relating to the data, this will update each time you select different aspects of the data

**1,945**  
Count of Incidents

**102,577**  
Min. Number of Animals

**689**  
Number of Species

**77%**  
Trafficked Live

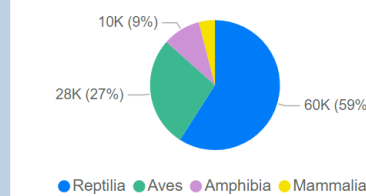
For cross-tab tables, there is the added option of filtering up or down into the data using the arrows highlighted below

Country	Incidents	% of Total	Yearly Average	No. of Animals	Avg. No. of Animals	Arrests
Mexico	542	45%	90	46,244	85	128
Colombia	277	19%	46	19,094	69	122
Argentina	233	10%	39	9,774	42	80
Peru	212	13%	35	13,167	62	43
Bolivia	113	3%	19	3,364	30	36
Ecuador	87	1%	15	788	9	27
Costa Rica	81	1%	14	590	7	53
Panama	75	1%	13	945	11	79
Guatemala	53	0%	9	425	8	35
Chile	48	1%	8	859	18	23
Paraguay	47	0%	8	261	6	8
El Salvador	42	1%	7	739	18	33
Honduras	28	1%	5	552	20	18
Venezuela	28	0%	5	189	7	49
Uruguay	27	1%	5	1,233	46	26
Nicaragua	21	3%	4	3,415	163	27
Dominican Republic	18	0%	3	207	12	13
Cuba	13	1%	2	831	64	7
<b>Total</b>	<b>1945</b>	<b>100%</b>	<b>324</b>	<b>102,577</b>	<b>53</b>	<b>807</b>

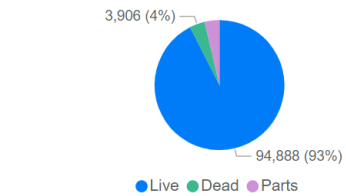


When you select the + sign it will open to show you the incidents in that country, grouped by species class and the next level shows the commodity type

### Class of Animal Affected



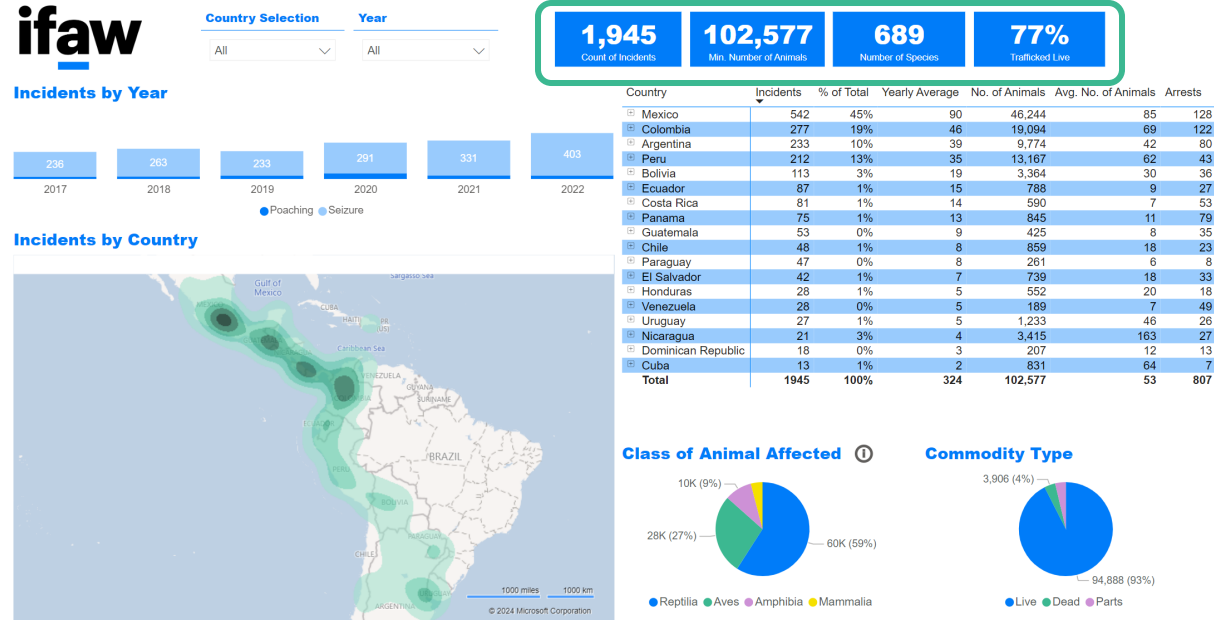
### Commodity Type



The dashboard is interactive which will allow you to select any area within the charts or the tables, and all areas of the dashboard will update to show the linked data – the next page will show an example of this.

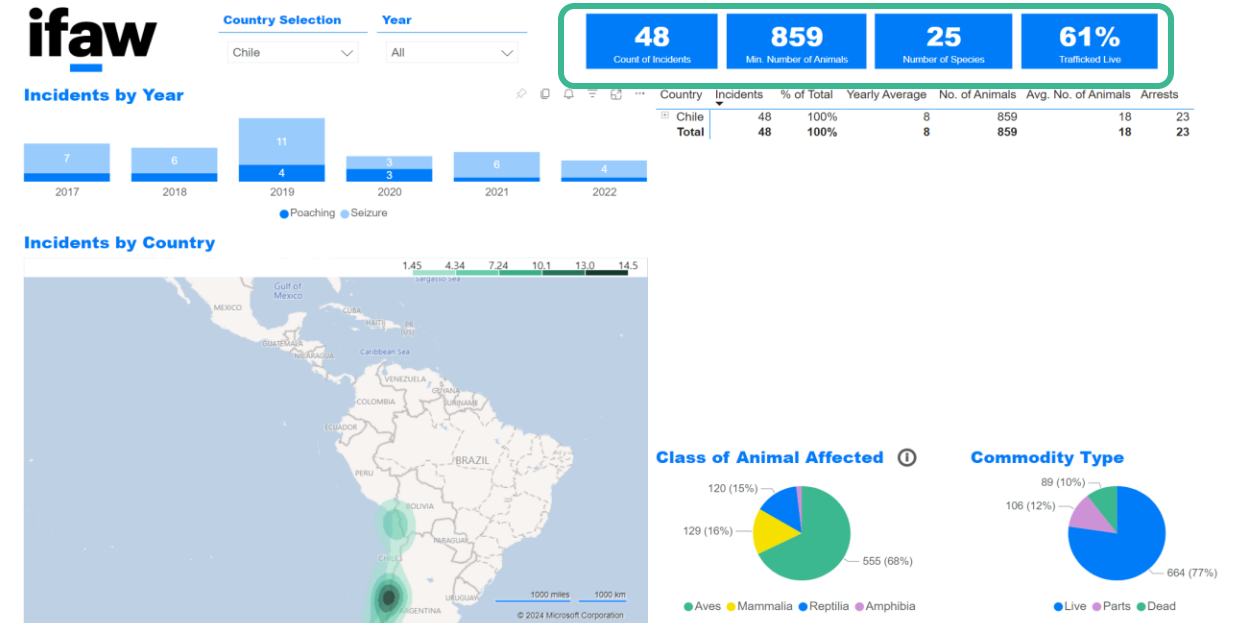
# Dashboard User Guide

## Before Selection



The above shows a page without any selections and therefore is showing all available data.

## After Selection



- The above shows the view after Chile has been selected in the Country Selection dropdown. Which in turn will update all the corresponding charts and tables to show only data associated with the selection.
- Note the difference between this view and the before selection view. If you want to view all data again you can unselect Chile and select All.
- If you want to dig further, you can select another country to click whilst holding the ctrl button and the data will be further filtered.

# Dashboard User Guide

The Incident Details, Species and Trade Dynamic pages provides buttons that allow you to see different views of the data, as highlighted in these two examples.

**ifaw** Country selection: All Year: All

**1,945** Count of incidents | **102,577** Number of animals | **690** Number of species | **92.5%** Trafficked live

**Other views: Country analysis**

**Incident detail**

**Incident map** ?

● Poaching ● Seizure

**Incident details** ?

Location	Date	Year	Subject (brief description of the incident)
246 km from Santiago del Estero, capital of Santiago del Estero Province.	Jan 13	2021	Amazona aestiva (216) seized from trunk of a car during road inspection. Two men arrested.
25 de Diciembre.	Feb 22	2022	Macaws, toucans seized from home of drug trafficker as part of operation "A Ultranza".
30 nautical miles from Puntilla de Santa Elena, Santa Elena Province.	June 25	2022	Ecuadorian navy seized 84 Galapagos tortoises and five Galapagos land iguanas seized from two vessels that were headed for the mainland. Six people arrested.
Abasto.	March 21	2021	Two men from Florencio Varela arrested with over 60 birds, mainly saffron finches and hooded siskins, nets and cages.
Acajutla, Sonsonate.	Jan 10	2019	Animals rescued from deplorable conditions behind a restaurant.
Acapulco, State of Guerrero.	December	2017	Profepa seize domesticated fox that was reported wandering disoriented near a hotel at the Acapulco beach.

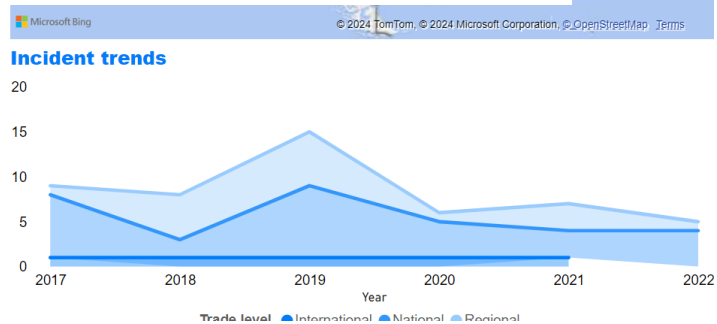
**Species details** ?

Class	Latin name	Common name	Commodity	Count of item	No. of animals
Aves	Melanerpes formicivorus	Acorn woodpecker	Live	1	1
Mammalia	Syncerus caffer	African buffalo	Taxidermy	1	1
Amphibia	Xenopus laevis	African clawed frog	Live	3	3
Mammalia	Loxodonta africana	African elephant	Foot	4	4
Mammalia	Loxodonta africana	African elephant	Head	1	1
Mammalia	Loxodonta africana	African elephant	Pieces	1	1
Mammalia	Loxodonta africana	African elephant	Skin	1	1
Mammalia	Loxodonta africana	African elephant	Taxidermy	1	1
Mammalia	Loxodonta africana	African elephant	Tusk (raw ivory)	2	2
Aves	Psittacus erithacus	African grey parrot	Live	7	7
Reptilia	Centrochelys sulcata	African spurred tortoise	Live	24	24
<b>Total</b>				<b>564,701</b>	<b>102,577</b>

Use these buttons to toggle between different views of the data.

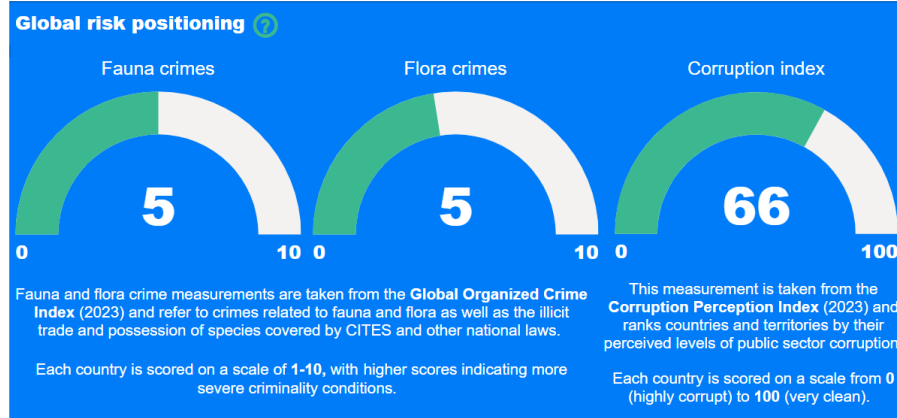
**Other views: Incident detail**

**48** Count of incidents | **859** Number of animals | **25** Number of species | **77.3%** Trafficked live



**Top 3 species affected** ?

<b>Enicognathus leptorh...</b> Latin name	<b>Slender-billed parakeet</b> Common name	<b>131</b> Min. no. of animals
<b>Hydrochoerus hydroc...</b> Latin name	<b>Capybara</b> Common name	<b>100</b> Min. no. of animals
<b>Chelonia mydas</b> Latin name	<b>Green sea turtle</b> Common name	<b>70</b> Min. no. of animals



# Dashboard User Guide



Country selection

All

Year

All

1,945  
Count of incidents

102,577  
Number of animals

690  
Number of species

Other views:

Species  
overview

## Commodity analysis



Class

Mammalia

Order

Rodentia

Family

Caviidae

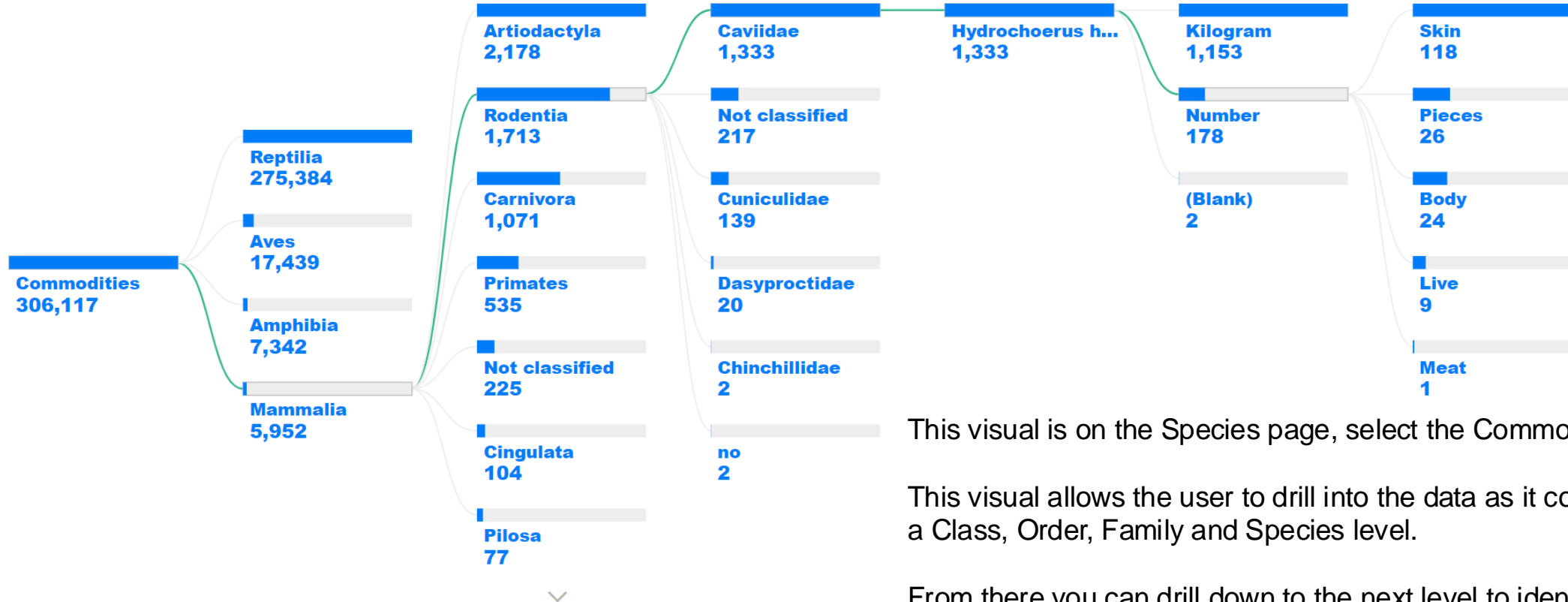
Latin name

Hydrochoerus hydroc...

Unit of measure

Number

Commodity



This visual is on the Species page, select the Commodity button.

This visual allows the user to drill into the data as it concerns species at a Class, Order, Family and Species level.

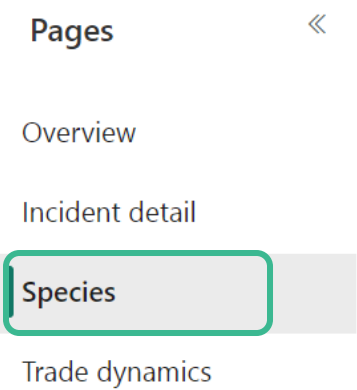
From there you can drill down to the next level to identify the number of and the type of commodity that species was traded as.

# Dashboard User Guide

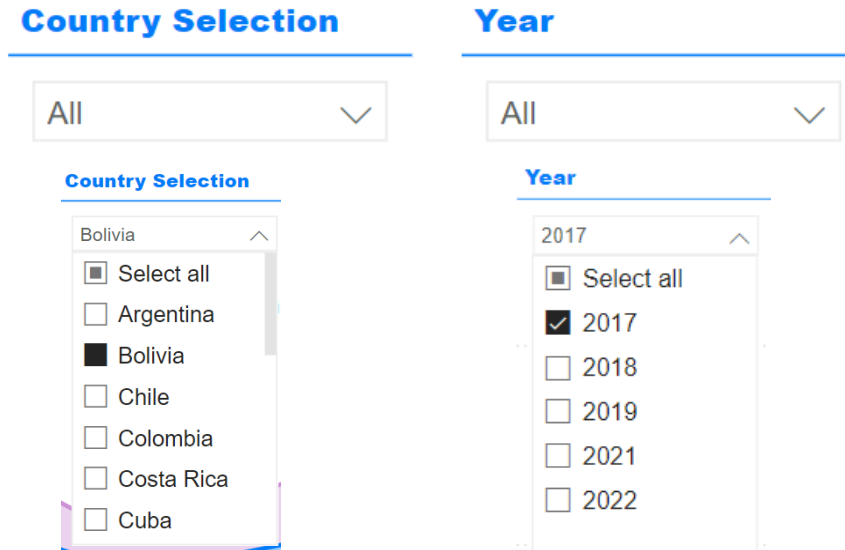
## Example Query

The query is to understand how many incidents involved jaguars in Bolivia in 2017?

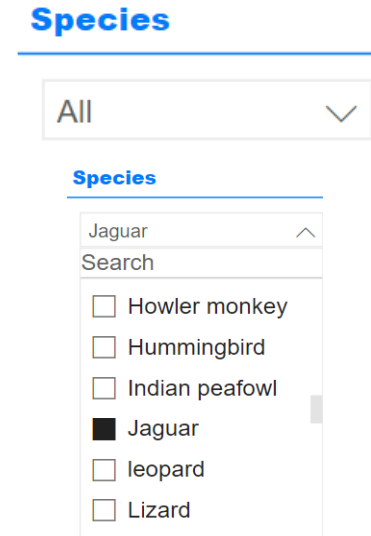
1. Use the pages view to select 'Species'



2. Use the Country and Year filters to select 'Bolivia' and '2017'.



3. Use the Species filter and select Unselect all and use the search bar to find Jaguar.



The callout cards will update with the results of your search



Country Selection: Bolivia | Year: 2017 | Species: Jaguar

3 Count of Incidents | 4 Number of Animals | 1 Number of Species | Commodity

### Incident Trends ⓘ

5

The dashboard now shows the query results, to drill down into the specific commodities seized you can select the + symbol

Order ⓘ	Incidents	% of total	Avg. per year	No. of animals	Avg. seizure size	% trafficked live
⊖ Carnivora	3	100.00%	3	4	1	75%
⊖ Bolivia	3	100.00%	3	4	1	75%
⊖ Panthera onca	3	100.00%	3	4	1	75%
⊖ Live	3	100.00%	3	3	1	100%
⊖ Parts	1	33.33%	1	1	1	
Total	3	100.00%	3	4	1	75%

# Dashboard User Guide

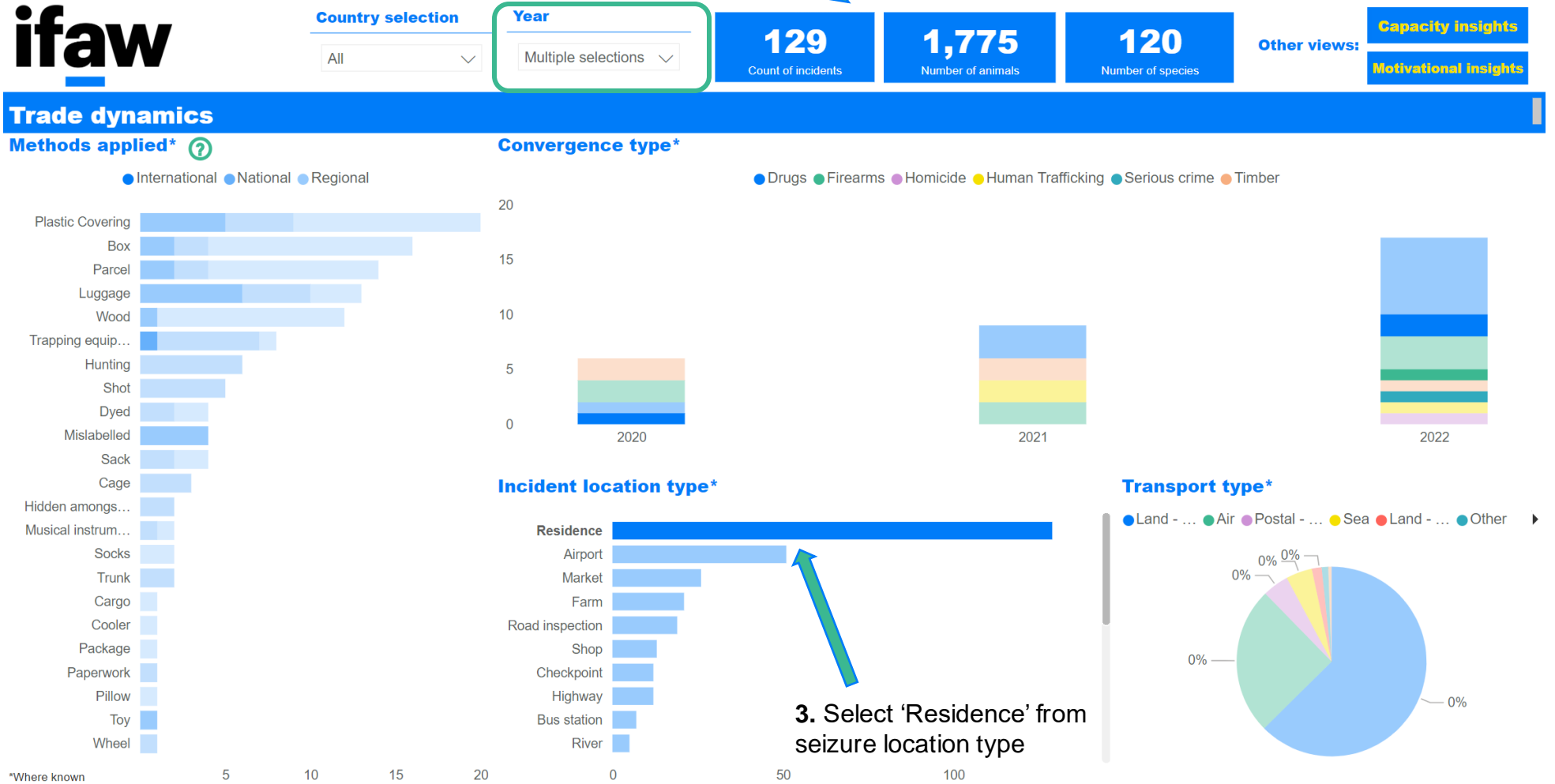
## Example Query

To identify how many incidents across Latin America took place in a 'Residence' between 2020-2022?

1. Use the pages view to select 'Trade dynamics'

2. Select 2020, 2021 and 2022 from the Year dropdown list

Results will be shown here in the call out cards (129 incidents)



3. Select 'Residence' from seizure location type