

pet disaster guide

ifaw

know how to **prepare** for a disaster?

Things to think about before a disaster:

- ▶ Prepare your own disaster kit.
- ▶ Write down the addresses of **pet-friendly hotels** in your area and mark them on a physical map.
- ▶ Identify **friends or family** who you and your pets could stay with, and **mark their locations on a physical map.**
- ▶ Pack a **physical map** of your local area.
- ▶ Write down your **emergency contact information** and pack it with your kit.



know how to **prepare** your pets for a disaster?

What you should do before a disaster:

- ▶ Microchip your pets and register the information with a national database.
- ▶ Keep your pets up to date on their vaccinations.
- ▶ Prepare their pet disaster kit.
- ▶ Desensitize your pets to their carriers with treats.
- ▶ Practice loading your pets into their carriers in advance.
- ▶ Create a calming music playlist to use when traveling with your pets.



pet disaster kit label



A printable label for your pet's belongings

Fill out this printable label with your pet's name, any medical information, and your contact details in case you are separated. You should also make sure your pet is microchipped and is wearing a collar with their ID tag.

Cut out your printable label and stick or tape it onto your pet's carrier and pet disaster kit.

pet name:

pet info:

**emergency
contact details:**

medical info:

what type of carrier should I use in an emergency?

Carriers are a great way to keep your pets safe and secure on the move. They come in lots of shapes and sizes, but the main thing to look for is a breathable crate that is big enough for your animal to fit in and move around.



If you are traveling in the car with your dog, use a soft-sided crate.



things you can do to help wildlife before a disaster

- ▶ Leave water bowls out.
- ▶ Plant native plants in your garden and local spaces — this will provide wildlife with the right food that they need to survive.
- ▶ Find out who your local animal control officer or wildlife rehabilitator is and write their information down so you know who to call if you find a sick or injured wild animal in need.

Did you know?

Animals' acute hearing and other senses enable them to hear and feel changes in the Earth's vibration, alerting them to impending natural disasters. But this may not be soon enough, so helping them before disasters strike gives them the best chance of survival.




how to help wildlife during natural disasters

- ▶ If a wild animal has fled to your neighborhood, try to give them space so they can rest.
- ▶ Keep your pets on a leash or inside with you or in a safe space away from the animal.
- ▶ If the animal does need help, contact your local wildlife rescue centers.
- ▶ Remember that wild animals are wild, and will probably try to bite and scratch you when caught or trapped; wait for expert advice.



**evacuating
due to
floods?**


**here's what
to take for
your pets**




1. pet food supply for



**a minimum
of 2 weeks**




2. collar with ID



3. veterinary records




(store these in a waterproof bag)



4. pet carrier




(a light towel/breathable cover over the carrier helps reduce stress)



5. portable bowls



(if possible, pack lightweight collapsible bowls)




6. leash &




harness

(if possible, pack a spare set)



7. pet medication



▶ ifaw.org/disasterready